

WALL LIGHTS

WALL LIGHTS

Wall Lights

- **Decorative**
- **Practical**
- **Interior**
- **Exterior**
- **Low Energy**

LightGraphix wall lights offer a range of design possibilities. Some models provide practical illumination of walkways, steps or as decorative indicators. We also offer wall mounted uplighters.

Consistent features throughout the range include:
Design simplicity, ease of installation, low maintenance and low running costs.


For Wall Lights with LED light sources see the LED Chapter.



Lighting Design: DesignPlusLight
Project: Private Residence
Product: 10235 + Stuka (dog)

10235 IP65 Asymmetric Wall Light

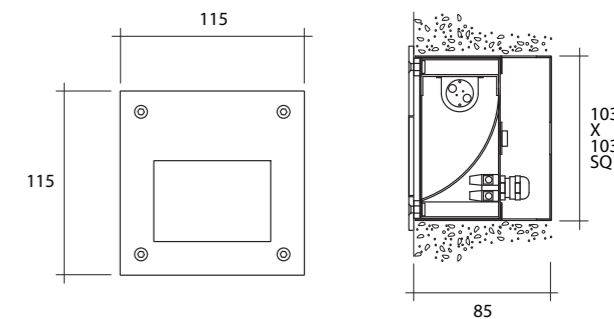
Brushed 3mm Stainless Steel bezel, flush glass and frosted long life Xenon capsule lamps create an attractive fitting for exterior or interior use. The specular reflector gives a good wash of light onto a path or floor with minimal glare. The fitting is made as standard with socket head screws for the bezel (Allen key supplied) and has a wall backbox for first fix.



IP65

Lamp options 10125	Power	Lamp life (hours)	Lumens	Colour °K	Suffix
G4 Xenon 10W frosted	12V 10W	10,000	125	2800	/X10F
G4 Xenon 20W frosted	12V 20W	6,000	250	2800	/X20F
G4 Halogen 20W clear	12V 20W	2,000	320	3000	/G4

An LED version is available on page 40



WALL LIGHTS

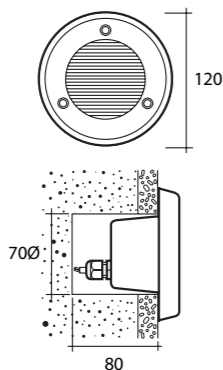
WALL LIGHTS

Glass Wall Lights

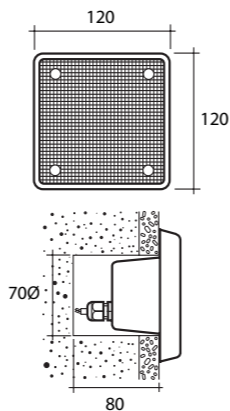

FL194 & FL198 Semi-recessed Glass Wall lights

Both these glass Wall Lights have heavy duty borosilicate moulded lenses, designed to project light downward for illuminating paths, walkways and emergency routes. Some light is refracted through the edges of the glass to create a halo around the fitting as an additional feature. The lenses are fixed to a die-cast aluminium body with stainless steel screws.

FL194



FL198



  IP67

  IP67

These fittings are available with a 1W LED as shown in the product photos. The LED version is intended as a maintenance free unit giving in excess of 50,000 hours life. For more output they can be specified with a G4 lampholder for 12V 20W halogen capsule lamp or 20W Xenon lamp with a rated life of 10,000 hours.

Product code

FL194
FL198

Lamp or LED colour

Options

Example: FL194 /LWW / SF

LED Colour Options

Warm White (2950K)
White (5000K)
Blue
Green
Red
Amber

Suffix

/LWW
/LW
/LB
/LG
/LR
/LA

Lox Voltage Lamp Options

G4 Xenon 10W frosted
G4 Xenon 20W clear
G4 Halogen 20W clear

Power

12V 10W
12V 20W
12V 20W

Suffix

/X10F
/X
/G4

Options

Security fixing screws

Suffix

/SF



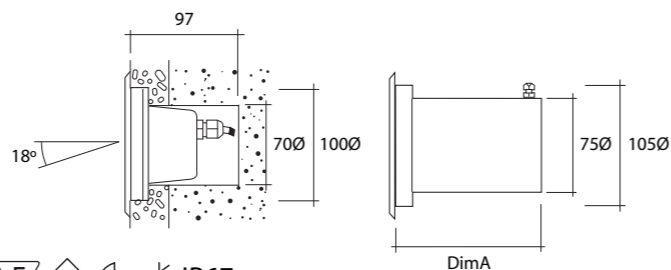
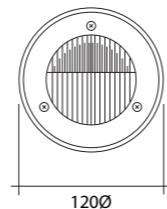
Project: Leisure centre
Product: FL194/G4

WALL LIGHTS

Asymmetric Wall Lights

FL170

The FL170 is specifically designed to light downwards with a wide distribution without creating glare above. The asymmetric reflector with G4 capsule lamp (or 10,000 hour 20W Xenon lamp) has a beam axis of 18° to the horizontal.



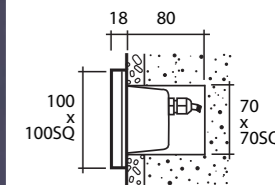
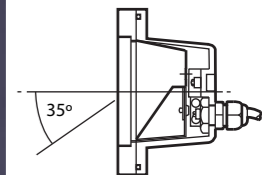
F III 200mm IP67

The fitting comes with a concrete fixing housing for setting in a recess with the top edge of the trim flush with the finished wall surface. There are options for housings with or without an integral dimmable transformer.

WALL LIGHTS

FL199

The FL199 is constructed of die-cast aluminium with a toughened glass cover secured by stainless steel screws. It has an asymmetric reflector for a G4 20W capsule lamp (or a 10,000 hour 20W Xenon lamp) to project light downward onto walkways, providing a soft light through a ribbed and lightly frosted glass cover. The beam axis is at 35° from the central axis.



Options for FL170

	Dim A	Suffix
G4 12V 20W Xenon		/X
Stainless steel security fixings		/SF
Integral 20VA transformer & dual cable entry fixing can	168	/371
Integral 20VA transformer & Single cable entry fixing can	168	/372
Concrete fixing housing - Dual cable entry	102	/373
Concrete fixing housing - Single cable entry	102	/374

Bezel finish options for FL170

Polished stainless steel bezel.

Product code	Lamp	Bezel finish	Fixing accessory
FL170	/	/	/
FL199	/	/	/

Example: FL170 / X / Polished stainless steel / 371

Options for FL199

	Suffix
G4 12V 20W Xenon	/X
Security fixing screws	/SF
Concrete fixing trim	/376

Bezel finish options for FL199

Powder coated white / black / RAL 9006
Polished stainless steel
Natural anodised (gun-metal grey)

F III 200mm IP67

Supplied with a two-core double insulated silicone connection cable 500mm long.

WALL LIGHTS

Wedge Uplighters

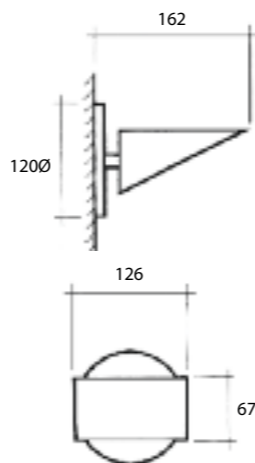
Diffused • Glare Free • Discrete • Minimal Design



The 10230, 10231 and 10232 are wedge shaped, wall mounted uplighters for linear tungsten halogen and metal halide lamps, with simple clean lines and constructed of die-cast aluminium. The wash of light above them is symmetrical about the vertical axis. They can all be used as ceiling mounted wall washers to illuminate artwork etc.

10230

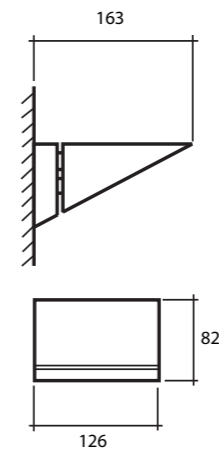
The wedge can rotate on the circular backplate 175° either side of vertical.



WALL LIGHTS

10231

Using the same reflector assembly as the 10230, the 10231 has a fixed wall mounting box, which is continues the profile of the main body and conceals a BESA standard fixing plate.



Finish options for 10230, 10231 and 10232

Powder coated white / black / RAL 9006

Lamp options for 10230 and 10231 – Mains voltage double ended R7s Halogen lamp

Power	Output	Lamp Life
100W	1600lm	2000hrs
150W	2400lm	2000hrs

10232

The latest miniature discharge lamp technology has been used in this uplighter. The 35W Metal Halide lamp has a 3000°K colour temperature and an output of 3300 lumens. At 94 lm per Watt this has remarkable efficiency - even better than fluorescent. Colour rendition and output is equivalent to the 150W Halogen but with 8000 hour lamp life, and with 75% energy use reduction. This technology is not currently dimmable and has a "start-up" of about 2 minutes which means that it comes to it's own in a hallway or atrium where it is switched on for long periods.

Supplied complete with pre-wired remote HF control gear with 3.0m lead as standard. (up to 5.0m leads can be specified)

