

LD61 & LD62



LED Wall and Indicator Light

Data sheet - Page 1



Design: Light IQ Project: Private Residence Product: LD61

Ultra small, single LED marker light and wallwash luminaire. The LD61/62 utilises a specially designed reflector to produce a soft diffused glow. It can be used on walls to create interesting effects as well as lighting up steps and staircases, and the colours look fantastic!

Key Features

- High quality machined components
- No visible fixings
- Minimal aesthetic
- LD61 produces a soft 360° angle of illumination
- LD62 adds a narrow 25° beam to the 360° angle of illumination, making it ideal for illuminating steps or pathways below
- Integral anti-wicking barrier increases protection against moisture ingress due to incorrect IP rated cable connections (IP connections are still required)
- Fixing options include spring fixing clips or O-rings and a first fix sleeve
- Rated IP67 for exterior or interior walls
- Available with Switch, 0-10V, DMX, Dali or Mains dimmable drivers



Specification

Applications				
Beam Angles	360°(LD61) or 360°+ 25°(LD62)			
LED type	1 x C1 Engine with NICHIA LED			
Colour temperature	2200K / 2700K / 3000K		5000K	
Drive Current (mA)	350	500	350	500
LED power* (W)	1.2W	1.7W	1.2W	1.7W
CRI (typical)	93	93	75	75
Forward voltage (V) ₁₀₀	3.0V	3.2V	3.0V	3.2V
LED lifetime	L90B5 at 90,000hrs			
Materials	Machine finish 316 stainless steel and acrylic			
Wiring	Comes pre-wired with 2 core 100mm lead, can be specified with up to 10m at extra cost			
IP rating	IP67			

* LED wattage includes losses associated with using an 85% efficient driver

** Lumen output data applies to all colour temperatures.


LD61 & LD62

LED Wall and Indicator Light



Data sheet - Page 2

LD61
360° illumination

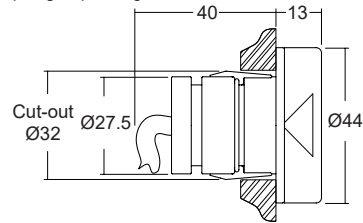


LD62
360° + 25° illumination

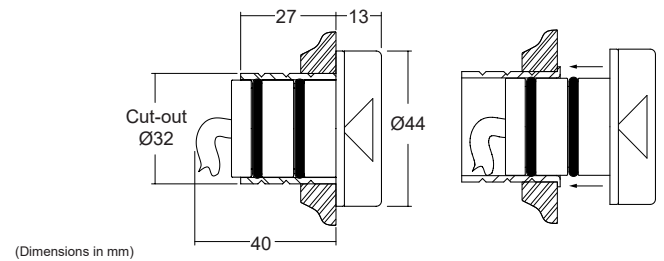


Dimensions and Fixing Options

/SC - Spring clip fixing



/480 - O-rings and sleeve, this is most suited for wet and exterior environments



Order Codes and Options

Product code	LED colour	Finish	Fixing
LD61/62-C1-350 - 500			

Example: LD61-C1-500 / LW30 / Stainless steel / 480

Product codes with output options

350mA 1.2W	LD61-C1-350	500mA 1.7W	LD61-C1-500
	LD62-C1-350		LD62-C1-500

LED colour options

LED colour options	Suffix
Super Warm White (2200K)	/LW22
Extra Warm White (2700K)	/LW27
Warm White (3000K)	/LW30
White (4000K) - on request	/LW40
Cool White (5000K)	/LW50
Blue	/LB
Green	/LG
Red	/LR
Amber	/LA

*Other LED colour temperatures are available. Please speak to a member of our sales team.

Finish options

- Stainless steel 316
- Polished and passivated stainless steel

Fixing options

Spring clips	/SC
First fix sleeve and O-rings	/480

Use with 350mA or 500mA constant current LED drivers

We have a wide range of dimmable LED drivers, 0-10V, DMX, DALI and Mains dimmable. Please see the downloads section on our website:
To run 1-14 LD61/62-C1-350 in series use a TXDEL350D (0-10V dimmable)
To run 1-14 LD61/62-C1-500 in series use a TXDEL500D (0-10V dimmable)



Design: Light IQ | Project: Private Residence | Product: LD61